




**MINUTES OF COUNTY FINANCES
TREASURER'S REPORT**

IN THE MATTER OF COUNTY FINANCES
IN THE HANDS OF
MARY HORTON, TREASURER
OF JACKSON COUNTY, TEXAS

COMMISSIONERS' COURT
JACKSON COUNTY, TEXAS
IN REGULAR SESSION
JUNE TERM 2020

IN ACCORDANCE with Section 114.026, Local Government Code, we, the undersigned, constituting the entire Commissioners' Court of said County, certify that on the 23rd day of June 2020, at the Regular term of Court, we compared and examined the monthly report of Mary Horton, Treasurer of Jackson County, Texas, for May 2020, and finding the same correct, entered an order in the Minutes approving said report, which states total cash and other assets on hand as: \$12,119,205.64.



Jill S. Sklar, County Judge



Wayne Hunt, Commissioner Pct. #1



Wayne Bubela, Commissioner Pct. #2




Johnny E. Belicek, Commissioner Pct. #3




Dennis Karl, Commissioner Pct. #4

SWORN TO AND SUBSCRIBED BEFORE ME, by Jill S. Sklar, County Judge, and County Commissioners of said Jackson County, each respectively, on this the 23rd day of June A.D., 2020.



Attest: Katherine R. Brooks, County Clerk

FILED FOR RECORD THIS the 23rd day of June A.D., 2020, and recorded on the 23rd day of June A.D., 2020.



Katherine R. Brooks, County Clerk and
Ex-Officio Clerk of the Commissioners'
Court in and for Jackson County, Texas

By: _____
Deputy

		BEGINNING BALANCE	TOTAL DEBITS	TOTAL CREDITS	ENDING BALANCE	AVERAGE DAILY BALANCE
GENERAL						
10 -000-1020	CHANGE FUND	2,146.00	0.00	0.00	2,146.00	2,146.00
10 -000-1030	CASH IN BANK	1,306.56	659,083.68	626,627.57CR	33,762.67	4,718.43CR
10 -000-1034	CASH IN BANK -	7,945.51	9,803.47	6,744.51CR	11,004.47	4,237.71
10 -000-1040	CASH IN TEX POOL	260,894.88	59.48	0.00	260,954.36	260,896.80
10 -000-1042	CASH IN TEXAS CL	6,550,119.65	168,458.20	400,000.00CR	6,318,577.85	6,519,216.46
10 -000-1045	CASH IN T BILLS	0.00	0.00	0.00	0.00	0.00
10 -000-1046	CASH IN C.D.'S	18,364.17	0.00	0.00	18,364.17	18,364.17
10 -000-1051	CASH IN ESCROW-L	0.00	0.00	0.00	0.00	0.00
10 -000-1060	CASH IN MONEY MA	482,313.56	727.42	0.00	483,040.98	482,337.03
	FUND 10 TOTAL	<u>7,323,090.33</u>	<u>838,132.25</u>	<u>1,033,372.08CR</u>	<u>7,127,850.50</u>	<u>7,282,479.74</u>
PERMANENT IMPROVEMENT						
12 -000-1030	CASH IN BANK	447.91	1.58	0.00	449.49	447.96
12 -000-1040	CASH IN TEX POOL	0.00	0.00	0.00	0.00	0.00
12 -000-1042	CASH IN TEXAS CL	1,093,004.27	701.25	0.00	1,093,705.52	1,093,026.89
	FUND 12 TOTAL	<u>1,093,452.18</u>	<u>702.83</u>	<u>0.00</u>	<u>1,094,155.01</u>	<u>1,093,474.85</u>
COMMISSARY TELEPHONE						
15 -000-1030	CASH IN BANK	243.84	5,212.16	4,632.96CR	823.04	525.94CR
15 -000-1040	CASH IN TEXPOOL	0.00	0.00	0.00	0.00	0.00
15 -000-1042	CASH IN TEXAS CL	40,300.00	25.86	25.86CR	40,300.00	40,300.00
	FUND 15 TOTAL	<u>40,543.84</u>	<u>5,238.02</u>	<u>4,658.82CR</u>	<u>41,123.04</u>	<u>39,774.06</u>
DISTRICT ATTORNEY-HOT CHK						
17 -000-1030	CASH IN BANK	557.90	0.00	0.00	557.90	557.90
17 -000-1040	CASH IN TEX POOL	0.00	0.00	0.00	0.00	0.00
17 -000-1042	CASH IN TEXAS CL	7,200.00	4.63	4.63CR	7,200.00	7,200.00
	FUND 17 TOTAL	<u>7,757.90</u>	<u>4.63</u>	<u>4.63CR</u>	<u>7,757.90</u>	<u>7,757.90</u>
ELECTIONS ADMINISTRATION						
18 -000-1030	CASH IN BANK	4,055.02	0.00	0.00	4,055.02	4,055.02
18 -000-1042	CASH IN TEXAS CL	0.00	0.00	0.00	0.00	0.00
	FUND 18 TOTAL	<u>4,055.02</u>	<u>0.00</u>	<u>0.00</u>	<u>4,055.02</u>	<u>4,055.02</u>
FORFEITURE-DIST ATTORNEY						
19 -000-1030	CASH IN BANK	94.14	1,500.00	1,370.17CR	223.97	404.89CR

		BEGINNING BALANCE	TOTAL DEBITS	TOTAL CREDITS	ENDING BALANCE	AVERAGE DAILY BALANCE
19 -000-1040	CASH IN TEXPOOL	0.00	0.00	0.00	0.00	0.00
19 -000-1042	CASH IN TEXAS CL	291,776.85	187.07	1,500.00CR	290,463.92	291,540.95
	FUND 19 TOTAL	<u>291,870.99</u>	<u>1,687.07</u>	<u>2,870.17CR</u>	<u>290,687.89</u>	<u>291,136.06</u>
FORFEITURE-SHERIFF						
21 -000-1030	CASH IN BANK	48.46	0.00	198.65CR	150.19CR	47.26CR
21 -000-1040	CASH IN TEXPOOL	0.00	0.00	0.00	0.00	0.00
21 -000-1042	CASH IN TEXAS CL	56,837.87	36.46	0.00	56,874.33	56,839.05
	FUND 21 TOTAL	<u>56,886.33</u>	<u>36.46</u>	<u>198.65CR</u>	<u>56,724.14</u>	<u>56,791.79</u>
TECHNOLOGY FUND						
23 -000-1030	CASH IN BANK	579.45	505.02	0.00	1,084.47	754.92
23 -000-1040	CASH IN TEXPOOL	0.00	0.00	0.00	0.00	0.00
23 -000-1042	CASH IN TEXAS CL	98.00	0.05	0.05CR	98.00	98.00
	FUND 23 TOTAL	<u>677.45</u>	<u>505.07</u>	<u>0.05CR</u>	<u>1,182.47</u>	<u>852.92</u>
JUV PROB DISCRETIONARY						
24 -000-1030	CASH IN BANK	3,544.58	144.00	0.00	3,688.58	3,563.16
24 -000-1042	CASH IN TEXAS CL	0.00	0.00	0.00	0.00	0.00
	FUND 24 TOTAL	<u>3,544.58</u>	<u>144.00</u>	<u>0.00</u>	<u>3,688.58</u>	<u>3,563.16</u>
JUVENILE PROBATION GRANTS						
25 -000-1030	CASH IN BANK	184.47	20,765.37	20,501.63CR	448.21	1,895.68
25 -000-1040	CASH IN TEXPOOL	0.00	0.00	0.00	0.00	0.00
25 -000-1042	CASH IN TEXAS CL	57,106.80	4,536.95	0.00	61,643.75	57,833.80
	FUND 25 TOTAL	<u>57,291.27</u>	<u>25,302.32</u>	<u>20,501.63CR</u>	<u>62,091.96</u>	<u>59,729.48</u>
LAW LIBRARY						
26 -000-1030	CASH IN BANK	428.67	665.00	724.90CR	368.77	284.98
26 -000-1042	CASH IN TEXAS CL	9,200.00	5.90	5.90CR	9,200.00	9,200.00
	FUND 26 TOTAL	<u>9,628.67</u>	<u>670.90</u>	<u>730.80CR</u>	<u>9,568.77</u>	<u>9,484.98</u>
LEOSE-LAW ENF OFFICERS ED						
27 -000-1030	CASH IN BANK	46.31	200.00	0.00	246.31	130.18

		BEGINNING BALANCE	TOTAL DEBITS	TOTAL CREDITS	ENDING BALANCE	AVERAGE DAILY BALANCE
27 -000-1042	CASH IN TEXAS CL	5,640.00	3.61	3.61CR	5,640.00	5,640.00
	FUND 27 TOTAL	5,686.31	203.61	3.61CR	5,886.31	5,770.18
LIBRARY-MEMORIAL FUND						
28 -000-1030	CASH IN BANK	1,821.31	1,006.81	121.89CR	2,706.23	1,936.44
28 -000-1040	CASH IN TEXPOOL	4,205.98	1.00	0.00	4,206.98	4,206.01
28 -000-1042	CASH IN TEXAS CL	52,984.32	33.99	0.00	53,018.31	52,985.42
	FUND 28 TOTAL	59,011.61	1,041.80	121.89CR	59,931.52	59,127.87
RECORDS MGT- COUNTY CLERK						
29 -000-1030	CASH IN BANK	3,427.16	5,418.90	5,787.17CR	3,058.89	3,538.06
29 -000-1040	CASH IN TEXPOOL	0.00	0.00	0.00	0.00	0.00
29 -000-1042	CASH IN TEXAS CL	137,257.78	4,088.35	0.00	141,346.13	137,905.79
	FUND 29 TOTAL	140,684.94	9,507.25	5,787.17CR	144,405.02	141,443.85
RECORDS MGT - COUNTY						
30 -000-1030	CASH IN BANK	399.38	560.46	300.00CR	659.84	426.62
30 -000-1040	CASH IN TEXPOOL	0.00	0.00	0.00	0.00	0.00
30 -000-1042	CASH IN TEXAS CL	2,008.78	1.31	0.00	2,010.09	2,008.82
	FUND 30 TOTAL	2,408.16	561.77	300.00CR	2,669.93	2,435.44
RECORDS MGT - DIST CLERK						
31 -000-1030	CASH IN BANK	559.29	573.99	300.00CR	833.28	542.61
31 -000-1040	CASH IN TEXPOOL	0.00	0.00	0.00	0.00	0.00
31 -000-1042	CASH IN TEXAS CL	13,475.00	8.65	8.65CR	13,475.00	13,475.00
	FUND 31 TOTAL	14,034.29	582.64	308.65CR	14,308.28	14,017.61
SECURITY FUND						
32 -000-1030	CASH IN BANK	395.43	918.60	27.45CR	1,286.58	653.94
32 -000-1040	CASH IN TEXPOOL	0.00	0.00	0.00	0.00	0.00
32 -000-1042	CASH IN TEXAS CL	7,350.00	4.71	4.71CR	7,350.00	7,350.00
	FUND 32 TOTAL	7,745.43	923.31	32.16CR	8,636.58	8,003.94
CRTHSE SECURITY - JPS						
33 -000-1030	CASH IN BANK	430.34	52.66	0.00	483.00	450.01

		BEGINNING BALANCE	TOTAL DEBITS	TOTAL CREDITS	ENDING BALANCE	AVERAGE DAILY BALANCE
33 -000-1040	CASH IN TEX POOL	0.00	0.00	0.00	0.00	0.00
33 -000-1042	CASH IN TEXAS CL	0.00	0.00	0.00	0.00	0.00
	FUND 33 TOTAL	<u>430.34</u>	<u>52.66</u>	<u>0.00</u>	<u>483.00</u>	<u>450.01</u>
CHILD ABUSE PREVENTION						
34 -000-1030	CASH IN BANK	253.73CR	177.51	0.00	76.22CR	185.13CR
34 -000-1042	CASH IN TEXAS CL	0.00	0.00	0.00	0.00	0.00
	FUND 34 TOTAL	<u>253.73CR</u>	<u>177.51</u>	<u>0.00</u>	<u>76.22CR</u>	<u>185.13CR</u>
CHILD WELFARE						
35 -000-1030	CASH IN BANK	90.47	0.32	0.00	90.79	90.48
35 -000-1040	CASH IN TEXPOOL	0.00	0.00	0.00	0.00	0.00
35 -000-1042	CASH IN TEXAS CL	8,163.32	5.24	0.00	8,168.56	8,163.49
	FUND 35 TOTAL	<u>8,253.79</u>	<u>5.56</u>	<u>0.00</u>	<u>8,259.35</u>	<u>8,253.97</u>
HISTORICAL COMMISSION						
36 -000-1030	CASH IN BANK	95.49	0.34	0.00	95.83	95.50
36 -000-1040	CASH IN TEX POOL	0.00	0.00	0.00	0.00	0.00
36 -000-1042	CASH IN TEXAS CL	34,942.12	22.43	0.00	34,964.55	34,942.84
	FUND 36 TOTAL	<u>35,037.61</u>	<u>22.77</u>	<u>0.00</u>	<u>35,060.38</u>	<u>35,038.34</u>
MEDIATION FUND						
37 -000-1030	CASH IN BANK	1,450.00	0.00	0.00	1,450.00	1,450.00
37 -000-1042	CASH IN TEXAS CL	0.00	0.00	0.00	0.00	0.00
	FUND 37 TOTAL	<u>1,450.00</u>	<u>0.00</u>	<u>0.00</u>	<u>1,450.00</u>	<u>1,450.00</u>
BRIDGE REPLACEMENT						
39 -000-1030	CASH IN BANK	25.00	0.00	0.00	25.00	25.00
39 -000-1042	CASH IN TEXAS CL	189,058.96	121.28	0.00	189,180.24	189,062.87
	FUND 39 TOTAL	<u>189,083.96</u>	<u>121.28</u>	<u>0.00</u>	<u>189,205.24</u>	<u>189,087.87</u>
HIGHWAY						
40 -000-1030	CASH IN BANK	98,470.33CR	158,488.57	75,364.49CR	15,346.25CR	71,548.45CR
40 -000-1042	CASH IN TEXAS CL	0.00	0.00	0.00	0.00	0.00
	FUND 40 TOTAL	<u>98,470.33CR</u>	<u>158,488.57</u>	<u>75,364.49CR</u>	<u>15,346.25CR</u>	<u>71,548.45CR</u>

		BEGINNING BALANCE	TOTAL DEBITS	TOTAL CREDITS	ENDING BALANCE	AVERAGE DAILY BALANCE
ROAD & BRIDGE GEN NO. 1						
41 -000-1030	CASH IN BANK	4,142.26CR	60,072.02	54,988.89CR	940.87	17,390.03CR
41 -000-1040	CASH IN TEX POOL	15,903.88	3.62	0.00	15,907.50	15,904.00
41 -000-1042	CASH IN TEXAS CL	307,584.46	192.10	60,000.00CR	247,776.56	297,913.24
FUND 41	TOTAL	319,346.08	60,267.74	114,988.89CR	264,624.93	296,427.21
ROAD & BRIDGE GEN NO. 2						
42 -000-1030	CASH IN BANK	8,001.62CR	40,048.52	30,548.65CR	1,498.25	15,830.89CR
42 -000-1040	CASH IN TEXPOOL	16,154.59	3.67	0.00	16,158.26	16,154.71
42 -000-1042	CASH IN TEXAS CL	372,528.92	235.52	40,000.00CR	332,764.44	366,084.90
FUND 42	TOTAL	380,681.89	40,287.71	70,548.65CR	350,420.95	366,408.72
ROAD & BRIDGE GEN NO. 3						
43 -000-1030	CASH IN BANK	429.86	33,072.03	32,547.92CR	953.97	10,199.65CR
43 -000-1040	CASH IN TEX POOL	25,392.72	5.80	0.00	25,398.52	25,392.91
43 -000-1042	CASH IN TEXAS CL	204,142.65	128.10	33,000.00CR	171,270.75	198,824.20
FUND 43	TOTAL	229,965.23	33,205.93	65,547.92CR	197,623.24	214,017.46
ROAD & BRIDGE GEN NO. 4						
44 -000-1030	CASH IN BANK	465.67CR	40,000.00	38,237.78CR	1,296.55	10,899.57CR
44 -000-1040	CASH IN TEX POOL	10,373.94	2.37	0.00	10,376.31	10,374.02
44 -000-1042	CASH IN TEXAS CL	359,592.45	227.23	40,000.00CR	319,819.68	353,148.17
FUND 44	TOTAL	369,500.72	40,229.60	78,237.78CR	331,492.54	352,622.62
ROAD & BRIDGE LATERAL RD						
45 -000-1030	CASH IN BANK	15,660.92	0.00	0.00	15,660.92	15,660.92
45 -000-1042	CASH IN TEXAS CL	0.00	0.00	0.00	0.00	0.00
FUND 45	TOTAL	15,660.92	0.00	0.00	15,660.92	15,660.92
PCT#1 EQUIPMENT REPLACMNT						
50 -000-1030	CASH IN BANK	55.52	0.20	0.00	55.72	55.53
50 -000-1040	CASH IN TEX POOL	0.00	0.00	0.00	0.00	0.00
50 -000-1042	CASH IN TEXAS CL	16,345.69	10.50	0.00	16,356.19	16,346.03
FUND 50	TOTAL	16,401.21	10.70	0.00	16,411.91	16,401.56

		BEGINNING	TOTAL	TOTAL	ENDING	AVERAGE
		BALANCE	DEBITS	CREDITS	BALANCE	DAILY
						BALANCE
PCT#2 EQUIPMENT REPLACMNT						
51 -000-1030	CASH IN BANK	1.36	0.00	0.00	1.36	1.36
51 -000-1040	CASH IN TEX POOL	0.00	0.00	0.00	0.00	0.00
51 -000-1042	CASH IN TEXAS CL	7,463.63	4.77	0.00	7,468.40	7,463.78
FUND 51	TOTAL	7,464.99	4.77	0.00	7,469.76	7,465.14
PCT#3 EQUIPMENT REPLACMNT						
52 -000-1030	CASH IN BANK	34.89	0.12	0.00	35.01	34.89
52 -000-1040	CASH IN TEX POOL	0.00	0.00	0.00	0.00	0.00
52 -000-1042	CASH IN TEXAS CL	6,538.88	4.21	0.00	6,543.09	6,539.02
FUND 52	TOTAL	6,573.77	4.33	0.00	6,578.10	6,573.91
PCT#4 EQUIPMENT REPLACMNT						
53 -000-1030	CASH IN BANK	3.18	0.01	0.00	3.19	3.18
53 -000-1040	CASH IN TEX POOL	0.00	0.00	0.00	0.00	0.00
53 -000-1042	CASH IN TEXAS CL	98,538.86	63.23	0.00	98,602.09	98,540.90
FUND 53	TOTAL	98,542.04	63.24	0.00	98,605.28	98,544.08
CONSTRUCTION GRANTS						
55 -000-1030	CASH IN BANK	358.20CR	0.00	0.00	358.20CR	358.20CR
55 -000-1042	CASH IN TEXAS CL	0.00	0.00	0.00	0.00	0.00
55 -000-1050	CASH-COMMUNITY A	0.00	0.00	0.00	0.00	0.00
FUND 55	TOTAL	358.20CR	0.00	0.00	358.20CR	358.20CR
ABANDONED MOTOR VEHICLE						
57 -000-1030	CASH IN BANK	12,921.10	0.00	76.50CR	12,844.60	12,871.75
57 -000-1040	CASH IN TEXPOOL	0.00	0.00	0.00	0.00	0.00
57 -000-1042	CASH IN TEXAS CL	0.00	0.00	0.00	0.00	0.00
57 -000-1055	CASH IN BANK - A	1,756.13	0.00	0.00	1,756.13	1,756.13
FUND 57	TOTAL	14,677.23	0.00	76.50CR	14,600.73	14,627.88
TRUANCY PREV & DIVERSION						
65 -000-1030	CASH IN BANK	1,764.05	215.91	0.00	1,979.96	1,844.71
65 -000-1040	CASH IN TEX POOL	0.00	0.00	0.00	0.00	0.00
FUND 65	TOTAL	1,764.05	215.91	0.00	1,979.96	1,844.71

		BEGINNING	TOTAL	TOTAL	ENDING	AVERAGE
		BALANCE	DEBITS	CREDITS	BALANCE	DAILY
						BALANCE
CO SPECIALTY COURT						
66 -000-1030	CASH IN BANK	259.75	121.17	0.00	380.92	268.86
66 -000-1040	CASH IN TEX POOL	0.00	0.00	0.00	0.00	0.00
FUND 66	TOTAL	259.75	121.17	0.00	380.92	268.86
COASTAL PROTECTION						
72 -000-1030	CASH IN BANK	16.59	0.06	0.00	16.65	16.59
72 -000-1042	CASH IN TEXAS CL	1,114,774.80	715.21	0.00	1,115,490.01	1,114,797.87
FUND 72	TOTAL	1,114,791.39	715.27	0.00	1,115,506.66	1,114,814.46
AIRPORT						
80 -000-1030	CASH IN BANK	970.27	102.24	982.29CR	90.22	637.92
80 -000-1032	CLEARING	0.00	0.00	0.00	0.00	0.00
80 -000-1040	CASH IN TEXPOOL	0.00	0.00	0.00	0.00	0.00
80 -000-1042	CASH IN TEXAS CL	153,233.23	98.30	100.00CR	153,231.53	153,220.27
FUND 80	TOTAL	154,203.50	200.54	1,082.29CR	153,321.75	153,858.19
JAIL COMMISSARY						
81 -000-1030	CASH IN BANK	6,428.45	22.20	604.80CR	5,845.85	6,312.11
81 -000-1040	CASH IN TEXPOOL	0.00	0.00	0.00	0.00	0.00
81 -000-1042	CASH IN TEXAS CL	0.00	0.00	0.00	0.00	0.00
FUND 81	TOTAL	6,428.45	22.20	604.80CR	5,845.85	6,312.11
STATE FEES						
88 -000-1030	CASH IN BANK	37,836.09	26,833.90	7,852.11CR	56,817.88	43,073.32
88 -000-1042	CASH IN TEXAS CL	0.00	0.00	0.00	0.00	0.00
FUND 88	TOTAL	37,836.09	26,833.90	7,852.11CR	56,817.88	43,073.32
TRUST INVESTMENT						
89 -000-1020	CASH- WILBREEZE	0.00	0.00	0.00	0.00	0.00
89 -000-1030	CASH IN BANK	0.00	0.00	0.00	0.00	0.00
89 -000-1040	CASH IN TEXPOOL	28,634.79	6.57	0.00	28,641.36	28,635.00
89 -000-1042	CASH IN TEXAS CL	243,295.20	168.21	12.12CR	243,451.29	243,300.24
89 -000-1060	CASH IN BANK - M	0.00	0.00	0.00	0.00	0.00
FUND 89	TOTAL	271,929.99	174.78	12.12CR	272,092.65	271,935.24

	BEGINNING BALANCE	TOTAL DEBITS	TOTAL CREDITS	ENDING BALANCE	AVERAGE DAILY BALANCE
DISTRICT CLERK RESRV ACCT					
90 -000-1030 CASH IN BANK	347,352.83	47,567.12	362,221.73CR	32,698.22	237,112.63
90 -000-1035 CASH IN BANK - N	0.00	0.00	0.00	0.00	0.00
90 -000-1040 CASH IN TEXPOOL	0.00	0.00	0.00	0.00	0.00
90 -000-1042 CASH IN TEXAS CL	0.00	23,673.17	0.00	23,673.17	20,608.40
FUND 90 TOTAL	347,352.83	71,240.29	362,221.73CR	56,371.39	257,721.03
FLOOD CONTROL - JC DRAIN					
92 -000-1030 CASH IN BANK	0.00	25,426.71	25,426.71CR	0.00	9,384.11
92 -000-1040 CASH IN TEXPOOL	0.00	0.00	0.00	0.00	0.00
92 -000-1042 CASH IN TEXAS CL	0.00	0.00	0.00	0.00	0.00
FUND 92 TOTAL	0.00	25,426.71	25,426.71CR	0.00	9,384.11
REPORT TOTALS	12,646,922.87	1,343,137.07	1,870,854.30CR	12,119,205.64	12,490,048.79

Pledge Security Listing

May 31, 2020

EL CAMPO, TX

ID	CUSIP	Description	Safekeeping Location	Safekeeping Receipt	Coupon	Maturity Date	Call Date	Moody	S&P	Fitch	ASC 320	Face Amount	Current Par	Current Book Value	Market Value	Gain(Loss)
JACKSON COUNTY																
4869	313214HD4	FHLMC #G30927	FHLB		3.00	09/01/2035		AAA	AA+	AAA	HTM	5,000,000	2,785,770.65	2,901,486.43	2,914,612.54	13,126.11
4954	31418CSG0	FNMA #MA3218	FHLB		3.00	12/01/2032		AAA	AA+	AAA	HTM	4,000,000	2,594,256.64	2,656,504.14	2,723,969.47	67,465.34
4992	3128MMX57	FHLMC #G18699	FHLB		4.00	06/01/2033		AAA	AA+	AAA	HTM	4,000,000	2,130,618.84	2,186,735.95	2,237,149.78	50,413.84
5474	3132D53T7	FR #SB8010	FHLB		2.50	10/01/2034		AAA	AA+	AAA	HTM	2,100,000	1,847,256.33	1,859,903.51	1,925,764.72	65,861.21
Total for JACKSON COUNTY												15,100,000	9,357,902.46	9,604,630.03	9,801,496.51	196,866.50

<u>INVESTMENTS</u>			04/30/2020				05/31/2020	
TexPool								
FUND	NAME	ACC'T #	BALANCE	INTEREST	DEPOSIT	WITHDRAW	BALANCE	
41	Road & Bridge Precinct #1	1100	15,903.88	3.62			15,907.50	
42	Road & Bridge Precinct #2	1200	16,154.59	3.67			16,158.26	
43	Road & Bridge Precinct #3	1300	25,392.72	5.80			25,398.52	
44	Road & Bridge Precinct #4	1400	10,373.94	2.37			10,376.31	
10	General	1500	260,894.88	59.48			260,954.36	
28	Library - Memorial Fund	2800	4,205.98	1.00			4,206.98	
89	Rojas Seizure	7210	11,549.23	2.58			11,551.81	
89	Binning Heirs Trust Cause #4563	7406	2,352.80	0.57			2,353.37	
89	Cordele Church & Cemetery	7502	5,690.37	1.32			5,691.69	
89	Callis Receivership	7504	9,042.39	2.10			9,044.49	
TOTAL IN TEXPOOL			361,560.78	82.51	0.00	0.00	361,643.29	
Standard & Poor Global rating			AAAm				AAAm	
AVERAGE INTEREST RATE			0.4552%				0.2685%	
Texas CLASS			ACC'T #	BALANCE	INTEREST	DEPOSIT	WITHDRAW	BALANCE
10	General	0001	6,550,119.65	4,187.81	164,270.39	400,000.00		6,318,577.85
12	Permanent Improvement	0012	1,093,004.27	701.25				1,093,705.52
15	Commissary Telephone	0015	40,300.00	25.86			25.86	40,300.00
17	District Attorney Hot Check	0017	7,200.00	4.63			4.63	7,200.00
19	Forfeiture - District Attorney	0019	291,776.85	187.07			1,500.00	290,463.92
21	Forfeiture - Sheriff	0021	56,837.87	36.46				56,874.33
23	Technology	0023	98.00	0.05			0.05	98.00
25	Juvenile Probation Grants	0025	57,106.80	36.95	4,500.00			61,643.75
26	Law Library	0026	9,200.00	5.90			5.90	9,200.00
27	LEOSE	0027	5,640.00	3.61			3.61	5,640.00
28	Library - Memorial Fund	0028	52,984.32	33.99				53,018.31
29	Records Management - County Clerk	0029	137,257.78	88.35	4,000.00			141,346.13
30	Records Management - County	0030	2,008.78	1.31				2,010.09
31	Records Management - District Clerk	0031	13,475.00	8.65			8.65	13,475.00
32	Security	0032	7,350.00	4.71			4.71	7,350.00
35	Child Welfare	0035	8,163.32	5.24				8,168.56
36	Historical Commission	0036	34,942.12	22.43				34,964.55
39	Bridge Replacement	0039	189,058.96	121.28				189,180.24
41	Road & Bridge Precinct #1	0041	307,584.46	192.10			60,000.00	247,776.56
42	Road & Bridge Precinct #2	0042	372,528.92	235.52			40,000.00	332,764.44

	Texas CLASS	ACC'T #	BALANCE	INTEREST	DEPOSIT	WITHDRAW	BALANCE
43	Road & Bridge Precinct #3	0043	204,142.65	128.10		33,000.00	171,270.75
44	Road & Bridge Precinct #4	0044	359,592.45	227.23		40,000.00	319,819.68
50	Road & Bridge Precinct #1 Equipment Replacement	0050	16,345.69	10.50			16,356.19
51	Road & Bridge Precinct #2 Equipment Replacement	0051	7,463.63	4.77			7,468.40
52	Road & Bridge Precinct #3 Equipment Replacement	0052	6,538.88	4.21			6,543.09
53	Road & Bridge Precinct #4 Equipment Replacement	0053	98,538.86	63.23			98,602.09
72	Coastal Impact Assistance	0072	1,114,774.80	715.21			1,115,490.01
80	Airport	0080	153,233.23	98.30		100.00	153,231.53
89	Hernandez DPS Seizure	1289	26,342.68	16.92			26,359.60
89	Trello DPS Seizure	2289	214,002.45	137.28			214,139.73
89	Lopez Gillen SO Seizure	4389	2,950.07	1.89			2,951.96
90	Borchardt - District Clerk Reserve	0090	0.00	12.12	23,661.05		23,673.17
	TOTAL IN TEXAS CLASS		11,440,562.49	7,322.93	196,431.44	574,653.41	11,069,663.45
	Standard & Poor Global rating		AAAm				AAAm
	AVERAGE INTEREST RATE		1.1000%				0.7600%
10	Transfer Station Certificate of Deposit	Prosperity	18,364.17				18,364.17
	INTEREST RATE		1.5000%				
10	Depository Money Market	Prosperity	482,313.56	727.42			483,040.98
	AVERAGE INTEREST RATE		2.1100%				1.7900%
	Depository Bank Account Interest	Prosperity		526.60			
	Cafeteria (Flexible Spending) Account	Prosperity	42,055.16			5,864.63	36,190.53

This report is presented in accordance with provisions of Texas Government Code §2256.023, the Public Funds Investment Act. The investments held in the Jackson County portfolio comply with the Public Funds Investment Act and the County's investment policy and strategies.

This report is true and correct to the best of my knowledge and belief according to the records of this office.



Mary Horton, CCT, CIO